

# THINK TRADE FINANCE, THINK VAYANA

Vayana GSP – End to End GST Compliance



**Self Onboarding Process for Vayana Enriched API Service**

This is a property of Vay Network Services Pvt. Ltd.



# Leaders in Supply Chain Finance (SCF), Globally

Vayana in Sanskrit means “to weave.” Vayana weaves stronger trade relationships between businesses and their supply chain partners



35000+ Cr  
Financed

## Who we are ?

We are the leading **trade finance partner of Choice** for businesses and financiers in **India and internationally.**  
**India’s largest 3<sup>rd</sup> Party Trade Finance Network**



20+  
Lenders

## What we do?

We ease frictions in **trade financing** by **digitizing trade** with **tailor-made SCF programs** that is accessible to every business



25+  
Industries

## How we do it?

We **leverage data and analytics** to score every trade relationship to digitize and **empower SCF coverage till the last mile.**



2 Mn+  
Invoices



25+  
Countries



Backed by Marquee Investors



Awarded the Best Supply Chain Solution  
At the Asset AAA award 2019, at Hong Kong

# Vayana GSP – A Plug and Play API gateway for every SMB & Enterprise Application



We are India’s largest GSTN Authorized GSP offering GST, E-Way Bill, & E-Invoicing Pass-through API services (Vayana PAS), Enriched API Service (Vayana EAS) and Desktop Solution for E-invoice compliance of SMBs

**Licensed gateway providing access to GSTN and NIC using APIs for GST, E-invoicing, and E-Way Bill compliances**



**Autoscaling, Auto Failover architecture ensuring zero unscheduled downtime**



**With encrypted transmission, Vayana GSP is ISO 27001:2013 and PCI-DSS certified**

## Benefits



Zero Scheduled or Unscheduled Downtime from past 3 years



Secure Network, Encrypted data transmission



Scalable Systems  
AWS India  
(Geographical Redundancy)



Quick and Easy Integration with ERPs and ASPs



SAP Certified GSP  
Preferred by >75% of SAP Corporates

**1 Bn+**  
API Calls

**1**  
out of 5  
E-invoices  
processed

**100+**  
ASPs

**1000+**  
Corporates



# Vayana Enriched API Service :- Your Faceless ASP for GSTR Downloads & E-invoicing

Advantages of using Vayana Enriched API Service :- (Use cases :- GST Return Filing, GST Return Downloads, GSTIN Verification, GST Compliance Score, E-way bill generation, E-invoice generation and details etc for GST Data based lending

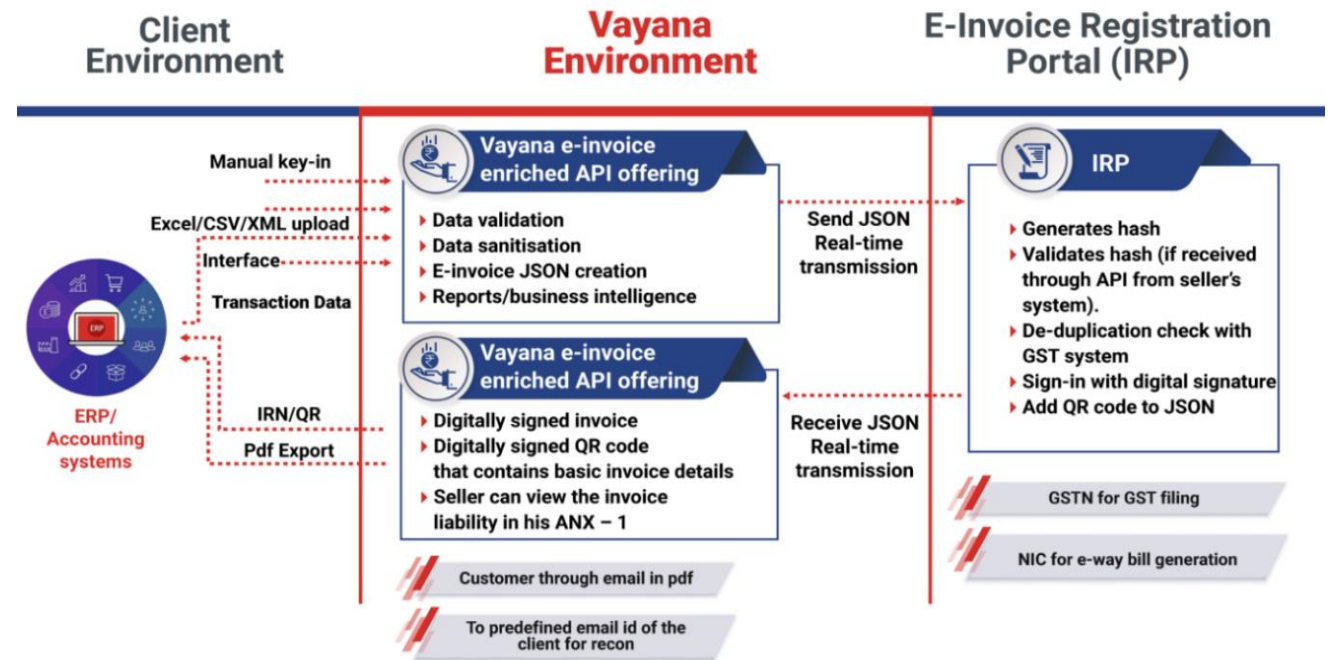
Data encryption and other complex security protocols as per GSTN/NIC's norms are handled by us



Complex GST Validations are undertaken by us to process high volumes without any API Size limit.



Insulation from change management effort arising from changing API formats.  
Custom Data input and Output formats available



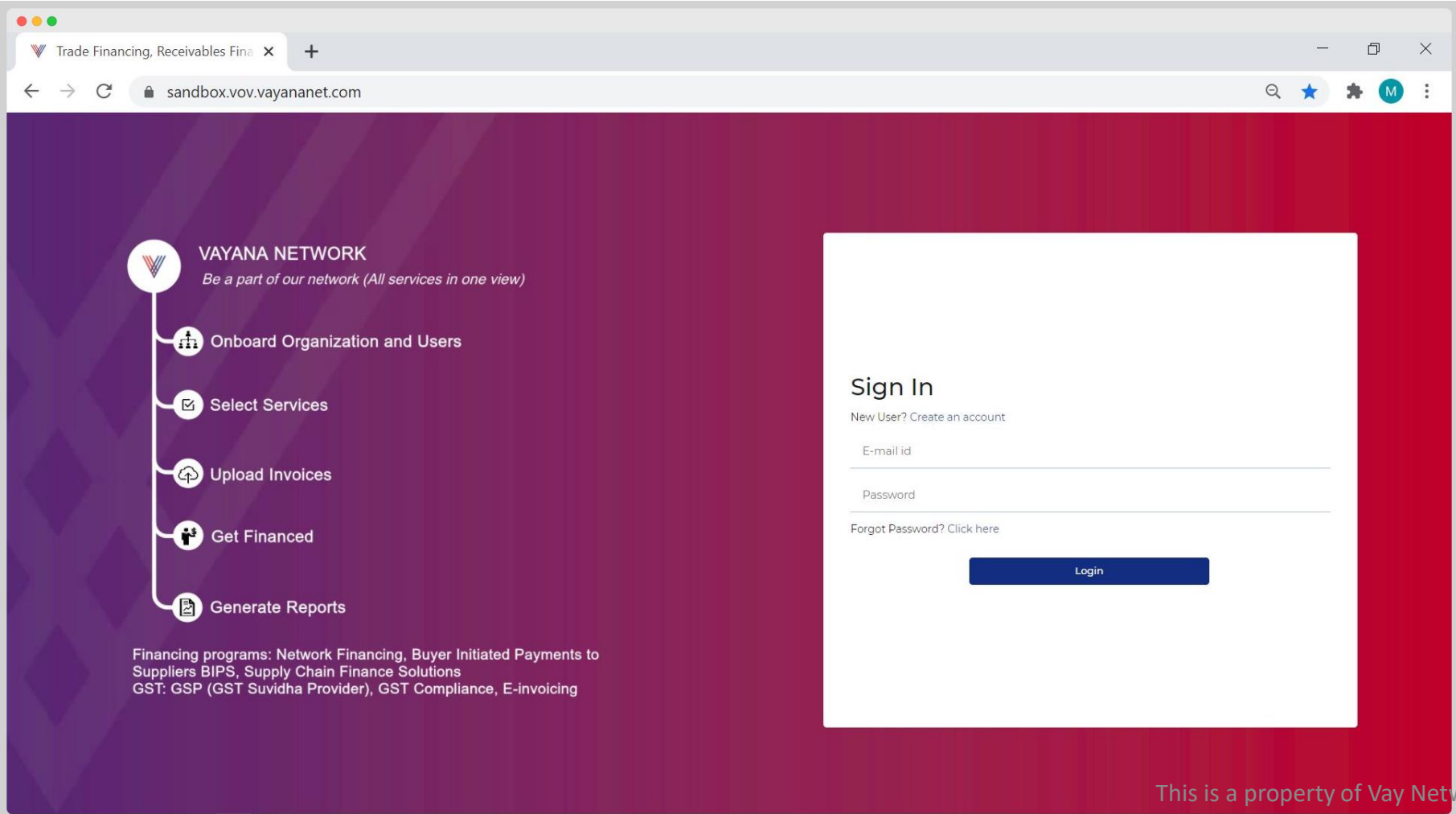


# 1. Visit URL

**Sandbox:** <https://sandbox.vov.vayananet.com/>

**Production:** <https://vov.vayana.com/>

a. A Home Page as below will appear. Click on 'Create an account'.



## 2. Sign Up



- 'Create an account' will lead to a Sign-Up page.
- Fill in all the details, check the checkbox for 'I Agree to the Terms and Conditions', enter the captcha and click on 'Next'.

**Note:** \* marked fields are mandatory.

Trade Financing, Receivables Fin... x +

sandbox.vov.vayananet.com/registeruser

**VAYANA NETWORK**  
*Be a part of our network (All services in one view)*

- Onboard Organization and Users
- Select Services
- Upload Invoices
- Get Financed
- Generate Reports

Financing programs: Network Financing, Buyer Initiated Payments to Suppliers BIPS, Supply Chain Finance Solutions  
GST: GSP (GST Suvidha Provider), GST Compliance, E-invoicing

### Sign Up

Already have an account? Login

First Name\* Mrunal Last Name\* M

Email\* mr[redacted]@vayana.com

Mobile\* +91 98 [redacted]

Password\* ..... Confirm Password\* .....

I Agree to the Terms and Conditions\*

SOIK

SOIK

Next



### 3. Verify OTP

- An OTP will be sent on the mentioned e-mail id and a pop-up message 'OTP has been sent to your accounts successfully!' will appear notifying the same. Enter the OTP and click on 'Submit'.
- In case OTP is not received user can go for 'Resend OTP'.
- If one wants to edit or check the details entered at the Sign-Up page. Click on 'Back' link of "Re-submit details? Back", update/check the details and then go for OTP verification process.



Trade Financing, Receivables Fin... x +

sandbox.vov.vayananet.com/registeruser

**VAYANA NETWORK**  
Be a part of our network (All services in one view)

- Onboard Organization and Users
- Select Services
- Upload Invoices
- Get Financed
- Generate Reports

Financing programs: Network Financing, Buyer Initiated Payments to Suppliers BIPS, Supply Chain Finance Solutions  
GST: GSP (GST Suvidha Provider), GST Compliance, E-invoicing

Verify Otp

Re-submit details? Back ←

Enter Email OTP

9 7 2 9 7 4

Resend OTP

Submit

✓ OTP has been sent to your accounts successfully! ← Pop-up Notification

This is a property of Vay Network Services Pvt. Ltd. 7

## 4. Login Page

a. Once the OTP verification is done, below page will be displayed.



The screenshot shows a web browser window with the URL `sandbox.vov.vayananet.com/cust/addorg`. The page title is "Trade Financing, Receivables Fina". The browser's address bar shows the URL and navigation icons. The page content includes the Vayana Network logo and the text "VAYANA NETWORK". The main heading is "Organisation Details Form". There are two input fields: "Country" with a dropdown menu showing "India" and "PAN (Tax Identifier)" with a masked input field. A "Next" button is located below the "Country" field. A notification banner at the bottom left of the page reads "Welcome to Vayana Network, Please add your Organisation with us" with a green checkmark icon and a close button.





## 5. Onboarding Organization

- Enter the Organization details with valid PAN number.
- Email id used for sign-up process will appear under label 'Admin Email-id'.
- Make sure to select '**Enriched API**' under Organization Services.

Trade Financing, Receivables Fina x +

sandbox.vov.vayananet.com/cust/addorg

VAYANA NETWORK

Mrunal

### Organisation Details Form

Country\*  
India

Organisation Name\*  
Shri Tech Pvt Ltd

Organisation Services\*  
 Vayana Services  
 GSP Services  
 Enriched API

Submit

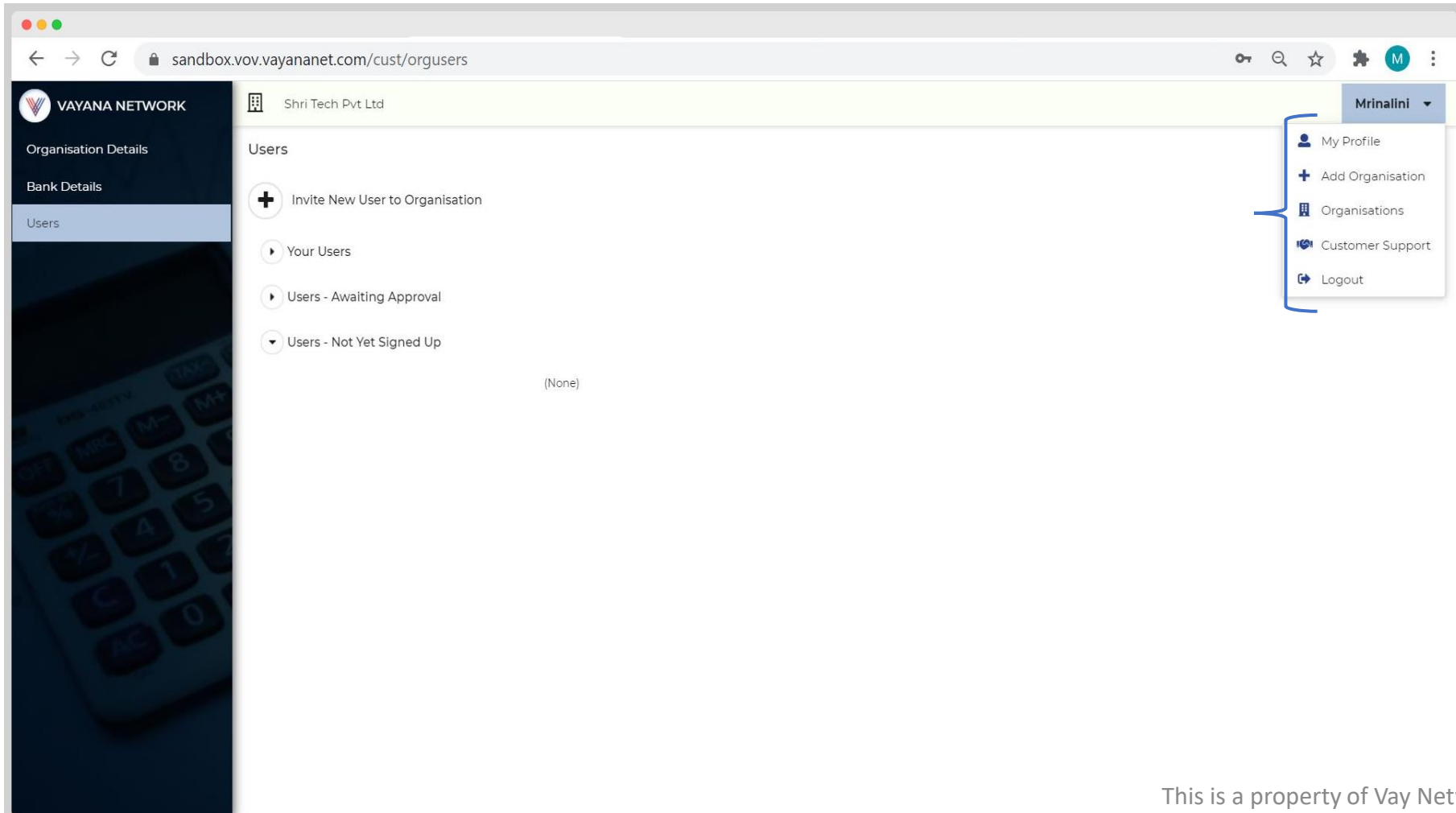
PAN (Tax Identifier)\*  
A A A C M 1 2 3 4 C

Admin Email Id\*  
m...@vayana.com

Lending Program  
 GST Compliance  
 Retailer Financing

## 6. Menus

- Different menu options will appear when clicked on the *Display Name* displayed on the right.
- In case one wish to add new user they can click on 'Invite New User to Organization' on the Left panel under 'Users' menu option. (Refer from Page 13 onwards for complete process)



## 7. Menu – My Profile



The screenshot displays a web browser window with the URL `sandbox.vov.vayananet.com/cust/profile`. The page features a dark sidebar on the left with the Vayana Network logo and navigation links for 'Organisation Details', 'Bank Details', and 'Users'. The main content area is titled 'My Profile' and includes a user name 'Mrinalini' with a dropdown arrow. Below this, there are two buttons: 'Edit' and 'Change Password'. The profile information is presented in a table-like format:

Name:	Mrinalini M
Email:	mi...@vayana.com
Mobile:	+91-9...

## 8. Menus – Organization Lists

a. Organization lists includes 'Id' (i.e. Organisation ID), Name, PAN no, Active Services and the Status (Enabled/Disabled).



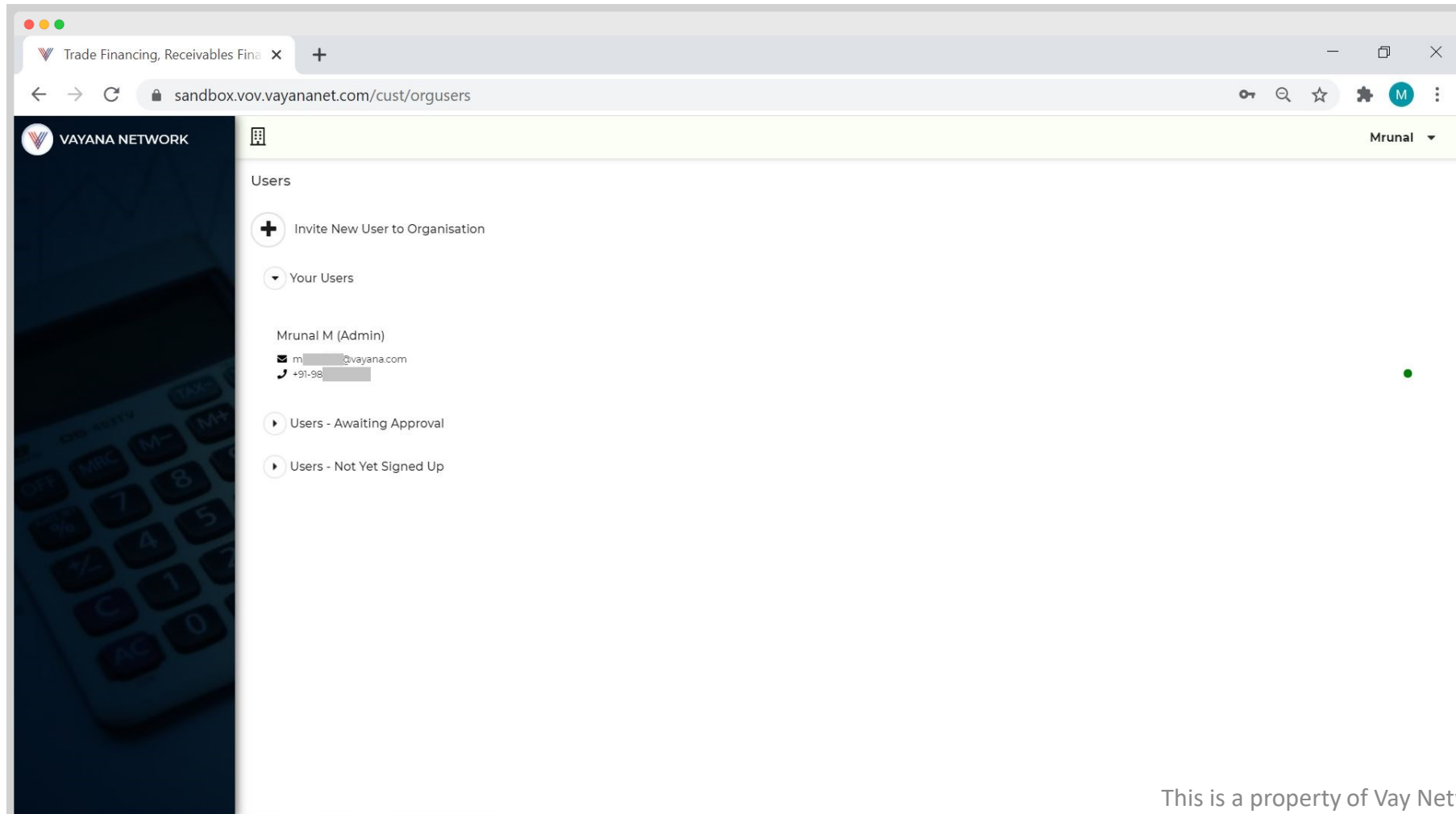
**Note:** The Organization ID should be a part of headers under 'X-FLYNN-N-ORG-ID' for every Enriched API call.

The screenshot shows a web browser window with the URL `sandbox.vov.vayanet.com/cust/orgs`. The page title is "Shri Tech Pvt Ltd" and the user is logged in as "Mrinalini". The left sidebar contains navigation options: "Organisation Details", "Bank Details", and "Users". The main content area displays the "Organisation list" for "Shri Tech Pvt Ltd".

Id	Name	Tax Id	Tax Id Type	Active Services	Status
c80d892a-408c-4a57-92d4-7cfe5cd54f6f	Shri Tech Pvt Ltd	AAACM1234C	PAN	Enriched API Service	●

## 9. Inviting New User

- In order to add new user click on *'Invite New User to Organization'*.





## 10. New User Details

- Enter the email id of new user.
- If you wish to create the new user as admin, select 'Yes' under 'Admin' label. Click on 'Invite' to proceed further.
- The Admin User details will be displayed under 'Your Users'.

The screenshot shows a web browser window with the URL `sandbox.vov.vayananet.com/cust/orgusers`. The page title is "Trade Financing, Receivables Fina". The user is logged in as "Mrunal".

The main content area is titled "Users" and contains a section for "Invite New User to Organisation". This section has a form with the following fields:

- Email \***: `mr. [redacted]@vayana.com`
- Admin:**  Yes  No

Buttons for "Cancel" and "Invite" are located at the bottom right of the form.

Below the form is a section titled "Your Users" which contains a list of users:

- Mrunal M (Admin)**: `mr. [redacted]@vayana.com`, `+91-9[redacted]`
- Users - Awaiting Approval**
- Users - Not Yet Signed Up**





## 11. Accepting the Invitation

- An invitation link will be shared on the new users email id.
- New user can click on the link and carry out the similar Sign-up, OTP verification process as mention in step 2 & 3.
- Once the Sign-up process is completed, the new user will be able to see the Organization Name under which he/she has been added.

The screenshot shows a web browser window with the URL `sandbox.vov.vayananet.com/cust/org`. The page displays the Vayana Network logo and a sidebar with navigation options: Organisation Details, Bank Details, and Users. The main content area shows the 'Organisation Details' for 'Shri Tech Pvt Ltd' with an 'Edit' button. The details are as follows:

Field	Value
Organisation Name	Shri Tech Pvt Ltd (India)
Selected Services	- Enriched API Service
PAN	AAACM1234C

A green notification banner at the bottom of the page reads: "Welcome to Vayana Network, Please add your Organisation with us".



# Get IN Touch



 [enriched-api-support@vayana.com](mailto:enriched-api-support@vayana.com)

This is a property of Vay Network Services Pvt. Ltd.